



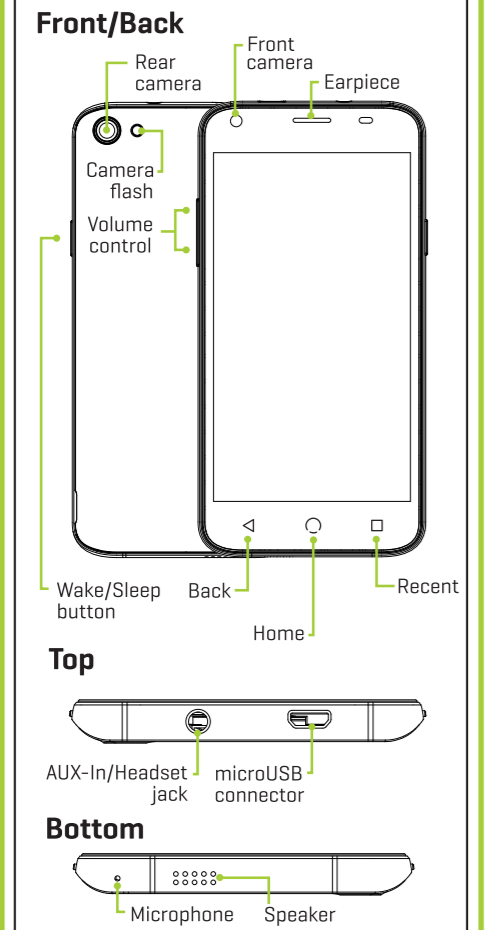
Getting Started With Your

X4



www.nuumobile.com

X4 Overview



Setting Up Your Phone

Follow these step-by-step instructions to set up your X4. Power off the phone and remove battery **before** inserting any cards!

- Remove Back Cover**
 - Remove the back cover by prying the lower left corner with your fingers.
- Insert microSD™ Memory Card**
 - Power off the phone and remove battery before inserting memory card.
- Insert SIM (Dual SIM standby)**
 - Orient SIM card to match diagram on slot.
 - SIM 1 (micro) supports 4G LTE connections
 - SIM 2 (micro) supports 4G LTE connections
- Insert the Battery**
 - Align the battery contacts, then insert the battery contact-first.
- Replace Back Cover**
 - After installing the SIM card, memory card, and battery, align the cover and snap it closed. Make sure you press all around the edge to ensure a secure fit.
- Charge/Sync**
 - Plug in the microUSB connector to charge the phone or transfer data.

Warning: SIM cards are small enough to become a choking hazard, so please keep them away from children. SIM cards are also quite delicate. Please be careful when handling your card.

Welcome to Your X4

To turn on your phone, press and hold the Wake/Sleep button until the NUU logo appears on the screen. The first time you turn on your phone you will be prompted to complete initial setup. Simply follow the on-screen instructions.

To power off or reboot your phone, press and hold the Wake/Sleep button, then select your desired action/response from the list.

To Lock, press the Wake/Sleep button.

- Swipe up to unlock your phone.
- Swipe left to open the camera.
- Swipe right to open the phone.



Basic Controls

To move between Home screens, swipe left or right. The Navigation bar shows which Home screen you have selected, and is located at the bottom of every Home screen.

- Back: tap at any time to return to the previous screen.
- Home: tap at any time to return to the central Home screen.
- Recent: tap to see previously opened applications.



Gesture Controls

Use gesture controls to perform key tasks quickly and easily.

Air Gestures
Settings → Personal: Air Gestures. Switch between screens, photos, and more — all without touching your screen. Simply hold your finger near the front camera to perform Air Gestures.


SmartWake
Settings → Personal: SmartWake. Instantly access your most-used functions — directly from your lock screen. While the phone is locked, tap, trace, or swipe your screen to enable SmartWake.



HotKnot™

Share data, links, photos, videos and more using HotKnot, a file transfer technology from MediaTek.

Select the media you wish to share and simply hold the screens of two HotKnot-enabled devices less than one centimeter apart and the media will appear on both screens.



Voice Search

You can speak to your phone to search, get directions, send messages, and perform other common tasks such as send emails or open apps.

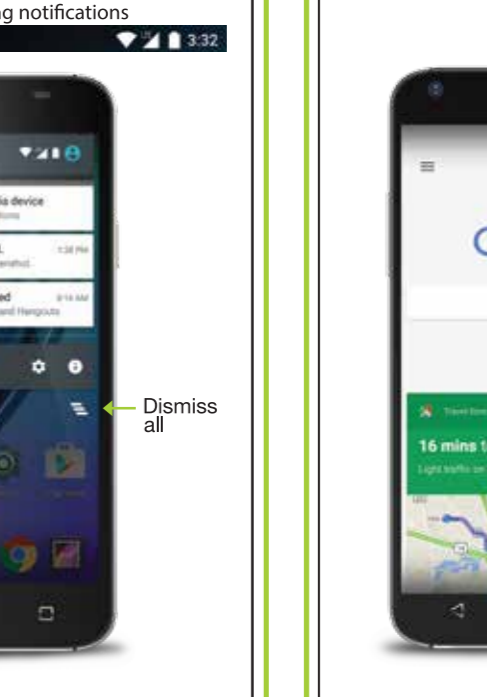
To activate voice search, tap the microphone icon located at the top of any Home screen.



Notifications

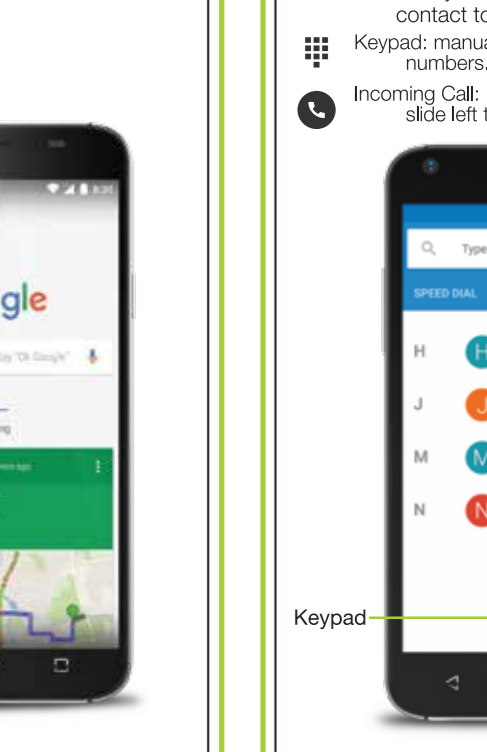
Receive alert notifications on arrival of new messages, calendar events, alarms, and other ongoing events. When a notification arrives, the corresponding icon will appear at the top of the screen.

To expand a notification, drag-n-drop the icon by slowly swiping downward. When finished, either swipe it away or tap the dismiss all button.



Google Now™

Google Now is your personal digital assistant. It uses location reporting and history to provide you with easy access to weather, traffic, scores, and other need-to-know information. You may turn it on or off at any time by tapping the Google™ search bar on any Home screen.



Phone

Make and receive phone calls via the following methods:

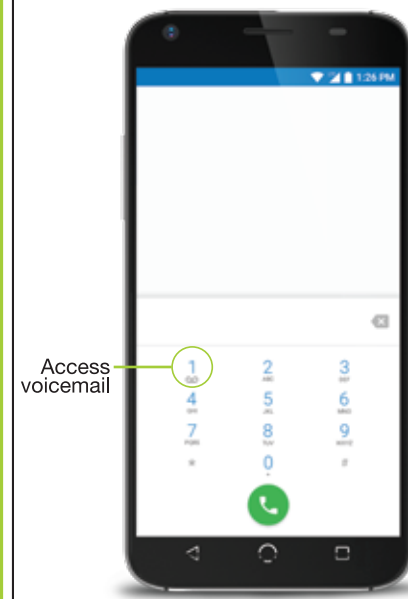
- Speed Dial: one-touch dialing for favorites and numbers you call frequently.
- Recents: view call log. Tap an entry to redial.
- Contacts: view your contacts. Tap a contact to call.
- Keypad: manually enter phone numbers.
- Incoming Call: slide right to answer, slide left to send to voicemail.



Voicemail

To access your voicemail, press and hold 1 on the keypad.

Voicemail number and setup will vary by provider.

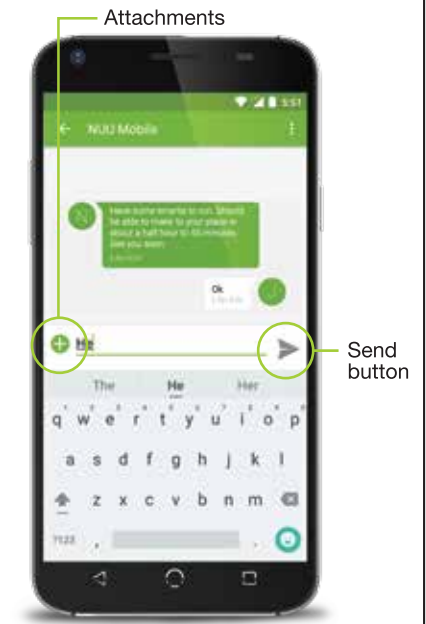


Messaging

Send an SMS or MMS to another mobile phone user by tapping the Messages icon.

Type name or phone number in the To field or select someone from Frequent or All Contacts.

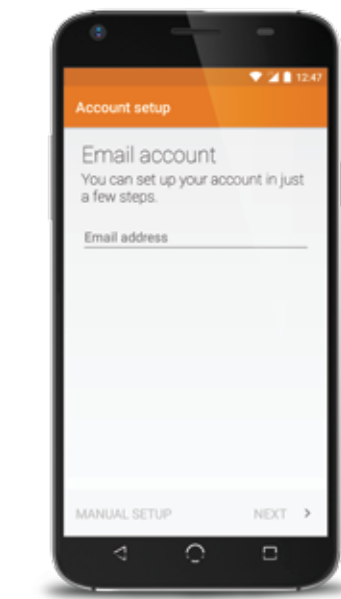
Type your message, add desired attachments



Email

You can set up your account in just a few steps.

To access email go into All Apps, tap the email icon than simply follow the on-screen instructions.



Camera

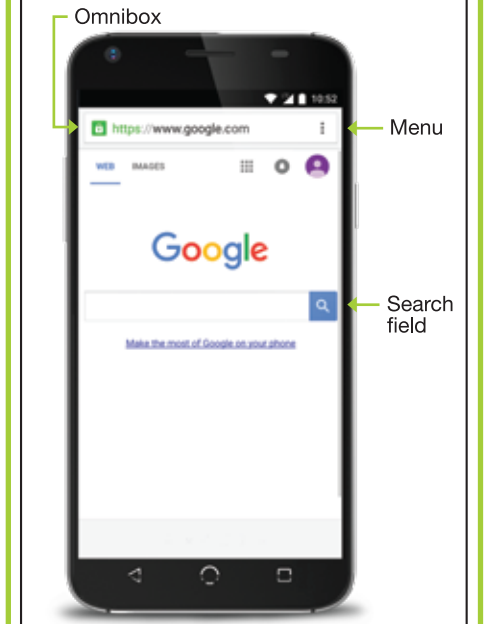
Use the built-in camera to take pictures or record videos. To access the camera from the lock screen, swipe from right to left. From the Home screen, tap the camera icon.




Google Chrome™

Browse the web with Google Chrome by tapping the Google Chrome icon. Type an address or search term into the Omnibox to get started.

Use Menu to access a new tab, bookmarks, history, reload a page, request a desktop version of the site, and change other settings.



Google Maps™

See where you are on a map or get directions to where you want to go by tapping the Google Maps icon. Select mode of transportation by tapping the  then type the address or destination in the search box.

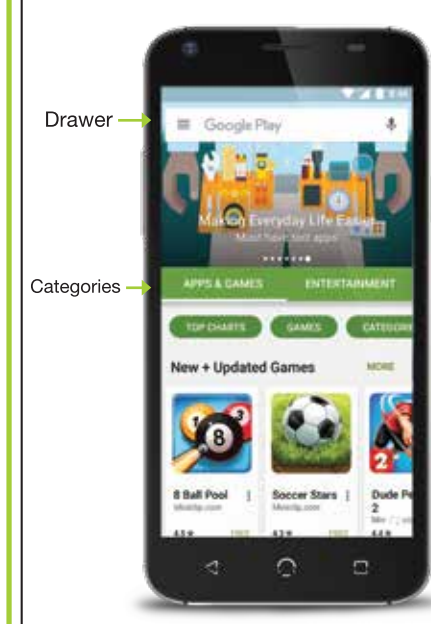


Google Play™

The Google Play store allows you to download apps, music, movies, and games directly to your device.

To access the Google Play store go into All Apps and tap the Google Play icon.

To access your purchased content, select a category then tap the Drawer icon.



Warranty Information

Limited Two Year Warranty Information

NUU Limited (hereafter referred to as NUU), warrants this device to be free from defects in workmanship and materials, under normal use and conditions, for a period of two (2) year from the date of original purchase. Removable lithium-polymer battery is covered under warranty for a period of one (1) year from date of original purchase. If you are experiencing any problems with the operation or function of your product, please make sure you have downloaded our full owner's manual from our website for reference or contact the authorized local distributor. Should this fail to resolve the matter and service is still required by reason of any defect or malfunction during the warranty period, NUU will repair or, at its discretion, replace this product without charge. This decision is subject to verification of the defect or malfunction upon delivery of this product to a designated factory service center. **The product must include proof of purchase, including date of purchase.** To obtain the Warranty Service, Customer must contact the authorized local distributor within the applicable warranty period to obtain warranty service authorization. Dated proof of original purchase from the authorized reseller will be required. **NUU is not responsible for Customer's products or parts received without a warranty service authorization.** Products or parts shipped by Customer to local distributor must be sent prepaid and packaged appropriately for safe shipment, and it is recommended that they be insured or sent by a method that provides for tracking of the package.

THIS WARRANTY SHALL NOT BE EXTENDED, ALTERED OR VARIED EXCEPT BY A WRITTEN INSTRUMENT DULY SIGNED BY NUU WARRANTIES EXCLUSIVE. IF THIS PRODUCT DOES NOT OPERATE AS WARRANTED ABOVE, CUSTOMER'S SOLE REMEDY FOR BREACH OF THAT WARRANTY SHALL BE REPLACEMENT OR REPAIR OF THE PRODUCT OR PART OR REFUND OF THE PURCHASE PRICE PAID, AT NUU. THIS WARRANTY IS IN LIEU OF ALL OTHER WARRANTIES (OR CONDITIONS), EXPRESSED OR IMPLIED, INCLUDING (WITHOUT LIMITATION), ANY WARRANTIES OF MERCHANTABILITY, NON-INFRINGEMENT, OR FITNESS FOR A PARTICULAR PURPOSE. NUU SHALL NOT BE LIABLE FOR LOSS OF PROFITS OR ANY SPECIAL, INCIDENTAL, OR CONSEQUENTIAL DAMAGES WHICH THE PURCHASER MAY SUSTAIN. IN NO EVENT SHALL NUU'S LIABILITY EXCEED THE PURCHASE PRICE OF THE DEFECTIVE PRODUCT. NUU NEITHER ASSUMES NOR AUTHORIZES ANY OTHER PERSON TO ASSUME FOR IT ANY OTHER LIABILITY IN CONNECTION WITH THE SALE, INSTALLATION, MAINTENANCE OR USE OF ITS PRODUCTS. NUU SHALL NOT BE LIABLE UNDER THIS WARRANTY IF ITS TESTING AND EXAMINATION DISCLOSE THAT THE ALLEGED DEFECT OR MALFUNCTION IN THE PRODUCT DOES NOT EXIST OR WAS CAUSED BY CUSTOMER'S OR ANY THIRD PERSON'S MISUSE, NEGLIGENCE, IMPROPER INSTALLATION OR TESTING, UNAUTHORIZED ATTEMPTS TO OPEN, REPAIR, OR MODIFY THE PRODUCT, WATER DAMAGE, OR ANY OTHER CAUSE BEYOND THE RANGE OF THE INTENDED USE, OR BY ACCIDENT, FIRE, LIGHTNING, OTHER HAZARDS, OR ACTS OF GOD. THIS WARRANTY DOES NOT COVER PHYSICAL DAMAGE TO THE SURFACE OF THE PRODUCT, INCLUDING CRACKS OR SCRATCHES ON OUTSIDE CASING. THIS WARRANTY DOES NOT APPLY WHEN THE MALFUNCTION RESULTS FROM THE USE OF THIS PRODUCT IN CONJUNCTION WITH ACCESSORIES, OTHER PRODUCTS, OR ANCILLARY OR PERIPHERAL EQUIPMENT AND NUU DETERMINES THAT THERE IS NO FAULT WITH THE PRODUCT ITSELF. THIS WARRANTY DOES NOT APPLY TO ANY MALFUNCTION OR FAILURE OF THE PRODUCT OR PART DUE TO ANY COMMUNICATION SERVICE CUSTOMER MAY SUBSCRIBE TO OR USE WITH THE PRODUCT. WARRANTY IS VOID IF THE WARRANTY STICKER IS REMOVED. LIMITATION OF LIABILITY: TO THE FULL EXTENT ALLOWED BY LAW, NUU ALSO EXCLUDES FOR ITSELF AND ITS SUPPLIERS ANY LIABILITY, WHETHER BASED IN CONTRACT OR TORT (INCLUDING NEGLIGENCE), FOR INCIDENTAL, CONSEQUENTIAL, INDIRECT, SPECIAL, OR PUNITIVE DAMAGES OF ANY KIND, OR FOR LOSS OF REVENUE OR PROFITS, LOSS OF BUSINESS, LOSS OF INFORMATION OR DATA, OR OTHER FINANCIAL LOSS ARISING OUT OF OR IN CONNECTION WITH THE SALE, INSTALLATION, MAINTENANCE, USE, PERFORMANCE, FAILURE, OR INTERRUPTION OF THIS PRODUCT, EVEN IF NUU OR ITS AUTHORIZED RESELLER HAS BEEN ADVISED OF THE POSSIBILITY OF SUCH DAMAGES, AND LIMITS ITS LIABILITY TO REPLACEMENT, REPAIR, OR REFUND OF THE PURCHASE PRICE PAID, AT NUU'S DISCRETION. THIS DISCLAIMER OF LIABILITY FOR DAMAGES WILL NOT BE AFFECTED IF ANY REMEDY PROVIDED HEREIN SHALL FAIL OF ITS ESSENTIAL PURPOSE.

Disclaimer: Some countries, states, or provinces do not allow the exclusion or limitation of implied warranties or the limitation of incidental or consequential damages for certain products supplied to consumers, or the limitation of liability for personal injury, so the above limitations and exclusions may be limited in their application to you. When the implied warranties are not allowed to be excluded in their entirety, they will be limited to the duration of the applicable written warranty. This warranty gives you specific legal rights which may vary depending on local law.

NUU Service Center: 3111 19th Street NW Rochester, MN 55901-6606 USA Phone: 507-529-1441

FCC Information

FCC STATEMENT

This device complies with Part 15 of the FCC Rules. Operation is subject to the following two conditions:

1. This device may not cause harmful interference, and
2. This device must accept any interference received, including interference that may cause undesired operation. Changes or modifications not expressly approved by the party responsible for compliance could void the user's authority to operate the equipment.

NOTE: This equipment has been tested and found to comply with the limits for a Class B digital device, pursuant to Part 15 of the FCC Rules. These limits are designed to provide reasonable protection against harmful interference in a residential installation. This equipment generates, uses and can radiate radio frequency energy and, if not installed and used in accordance with the instructions, may cause harmful interference to radio communications. However, there is no guarantee that interference will not occur in a particular installation. If this equipment does cause harmful interference to radio or television reception, which can be determined by turning the equipment off and on, the user is encouraged to try to correct the interference by one or more of the following measures: Reorient or relocate the receiving antenna. Increase the separation between the equipment and receiver. Connect the equipment into an outlet on a circuit different

from that to which the receiver is connected. Consult the dealer or experienced radio/TV technician for help.

FCC RF Warning Statement: The device has been evaluated to meet general RF exposure requirement. The device can be used in portable exposure condition without restriction.

Warranty Registration

Register Your Device
Thank you for choosing NUU Mobile. To receive helpful tips and faster tech support, register your device online at www.nuumobile.com

Customer Support

Questions? Let us help. We're here to support you.
Phone: Toll Free: 844-NUU-3365
507-529-1441
U.S. hours: M-F 8:00am-4:30pm CT
See our website for after-hours support.
Email: support@nuumobile.com

The complete user manual for the NUU Mobile X4 can be found online at www.nuumobile.com



Learn more about NUU Mobile products, features and accessories at



www.nuumobile.com