
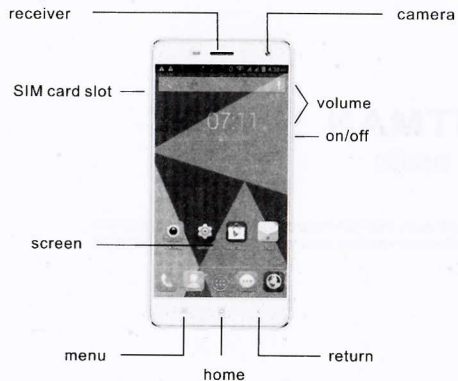




Quick Guide

Getting to know your mobile



* Please use the earphone included in the package.

How to use the phone keys

In any screen,

Tap “ ⏪ ”, to return to previous screen or to exit the application.

Tap “ ⏩ ”, to return to the main menu.

Tap “ ⚙ ”, to display the settings/option list.

Tap the “ on/off ” button, to turn on an off the screen and block the screen.

Long press “on/off” to shut down or to restart your mobile.

Press and hold the “on/off” button and then press the volume down key to take a screen capture.

Language

Tap the settings icon. Scroll down and tap the “Language and input”, then choose language in the field “language”.

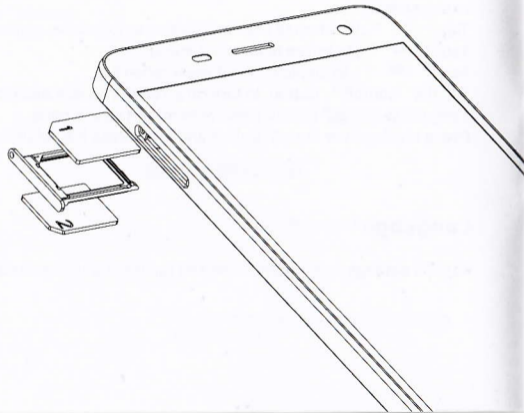
SIM card insertion manual:

1st step. Take the HITMAN DG850's SIM card eject tool.

2nd step. After taking the eject tool, insert it perpendicularly into the SIM card's tray hole, located on the phone's left side. Insert it gently at first and then push harder.


3rd step. Extract the card holder, put the SIM card on the card holder, and then put the card holder again back into the HITMAN DG850.

ATTENTION: The DG850, Hitman supports dual micro SIM card, install the second sim card on the opposite side of the SIM card holder tray.



Gesture recognition

The DOOGEE mobile incorporates gesture recognition that allows not only to wake the phone without having to press any button at all, but also allows you to call in specific functions of your phone. For example, write and C on your turned off screen and activate the phone's camera directly.




Draw a "C" to open the camera.

Wake up your phone with a gentle tap. Just tap gently on the HITMAN DG850's turned off screen to wake your phone up. When the screen is dark, you can skip to the next song with just by drawing a simple line on it.



Draw a "M" to start listening to your music



Draw a "W" to browse the Web.



Draw a "e" to start messaging.



Draw a "S" to start watching videos.



Draw a "V" to start settings.



Draw a "Z" to start listening to music.

Protect Your Privacy

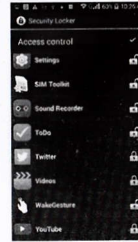
The DOOGEE mobile is equipped with app locking software that allows you to lock specific apps in your phone, or the whole phone, with a password and thus protecting your pictures, movies, conversations and your privacy.



1st:
Open "Privacy protection" and click on "Set applications".



2nd :
Open "Access control" and choose your password.



3rd :
Choose the APP you want to protect, For example : Twitter, Videos, YouTube, etc..



4th :
If have chosen Twitter, you will be asked to enter the code you choose in step 2.



5th :
Now you can access your APP.

Back touch panel

Click "Camera" icon, turn on the "Back Touch Picture Taking" function, Then you can take pictures by clicking on the touch panel that back of this phone. Giving your more freedom with the 5-inch HITMAN DG850.



3 finger fast screenshot

The Hitman DG850 is equipped with fast screenshot. Put 3 fingers on the screen and draw them down and you will have a screenshot in just one gesture.



[EN] Safety Information

Please read this safety information carefully so that you can use your phone in complete safety

1. Children : Be very careful with children and your phone. A mobile phone contains a number of detachable parts. Exercise great care when children are in close proximity to the phone. The phone contains small parts that could be swallowed or cause choking. If your phone is equipped with a camera or lighting device, do not use it too near children or animals.
2. Hearing : Prolonged listening at full power using a lightweight headset or headphones can damage your hearing. Reduce the volume to the lowest possible level when listening to music or conversations. Avoid high volumes over extended periods.
3. Driving : Exercise care when driving. Driving requires maximum attention at all times in order to minimise the risk of accidents. Using a mobile phone can distract the user and result in an accident. You must fully comply with the local regulations and laws in force regarding the use of cell phones whilst driving. You are not allowed to use the phone whilst driving. A hands-free kit should not be regarded as an alternative solution. Flying : Turn your phone off when flying. Remember to turn your phone off when you are in a plane (GsM + Bluetooth) as it may cause interference.
4. Hospitals : Turn your phone off near any medical devices. It is extremely dangerous to leave a phone switched on near medical devices as it may cause interference. You must observe any instructions or warnings in hospitals and treatment centres. Remember to turn your phone off in service stations. Do not use your device in a petrol station near fuel. It is dangerous to use your phone inside a professional garage.
5. Electronic implants and pacemakers : Users who wear a pacemaker or who are fitted with an electronic implant must hold the phone on the opposite side to their implant as a precaution when making a call. If you notice that your phone is causing interference with a pacemaker, switch it off immediately and contact the manufacturer of the pacemaker for advice on what action to take.
6. Fire hazard : Do not leave your device near heat sources such as radiators or cookers. Do not leave your phone charging near

flammable materials as there is a real risk of fire.

7. Contact with liquid : Do not expose the phone to liquid or touch it with wet hands : any damage caused by water may be irreparable.
8. Use only DOOGEE-approved accessories. The use of unauthorised accessories may damage your phone or cause a safety risk.
9. Do not destroy the batteries and chargers. Never use a battery or charger that has been damaged. Keep batteries away from magnetic objects as the latter might cause a short-circuit between the positive and negative terminals of your batteries and permanently destroy the battery or phone. As a general rule, you should not expose the batteries to very high or low temperatures (below 0°C or above 45°C). Differences in temperature may reduce battery autonomy and service life.
10. Shocks and impact : Handle and use your phone with the utmost care. Protect your phone : shocks and impact may damage it. Some parts of your phone are made from glass and might break if the phone is dropped or is subject to severe impact. Avoid dropping your phone. Do not touch the screen with sharp objects.
11. Electric shock : Do not try to dismantle your phone as there is a very real risk of electric shock.
12. Maintenance : If you want to clean your handset, use a dry cloth (do not use a solvent, such as benzene, or alcohol).
13. Recharge your phone in a well ventilated area. Do not recharge your device when it is resting on a soft surface.
14. Damage to magnetic strips : keep your phone away from credit cards as they may damage the data on the magnetic strips.