

Quick start guide

Guide de démarrage rapide - Schnellstartanleitung
- Guía de inicio rápido - Guida rapida - Snelstartgids
- Guia rápido - Инструкция по началу работы -
Skrócona instrukcja obsługi - Короткий посібник -
Rychlý návod - Príručka pre rýchly štart



twitter.com/archos



www.facebook.com/archos



<https://blog.archos.com/>



<http://faq.archos.com/>



www.archos.com, click Support > After-sales support

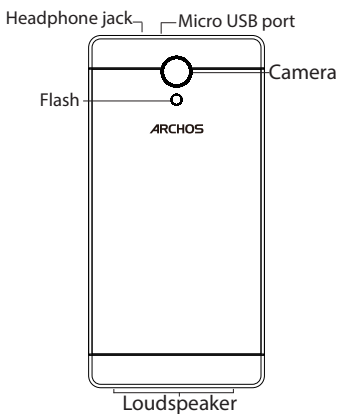
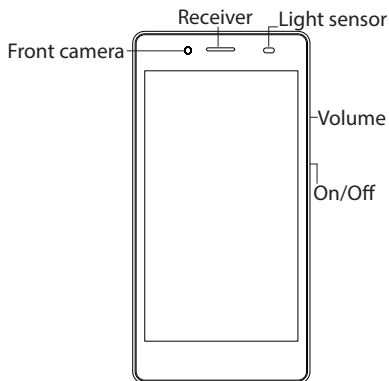


www.archos.com, click Support > Downloads > Declaration of conformity

WARRANTY LEGAL AND SAFETY NOTICES
www.archos.com/support/warranty.html

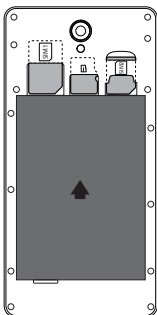
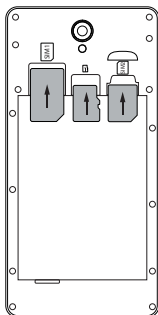
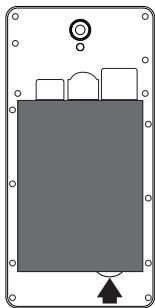
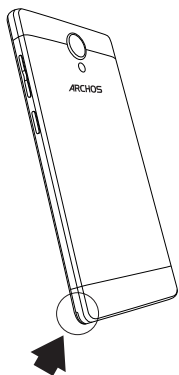
Describing your device


EN



Getting started

When inserting your SIM card or micro-SD card, make sure to follow the illustration, otherwise you may damage the slot or the card.



4G/3G/2G	SIM 1
4G/3G/2G	SIM 2
Micro-SD card	



twitter.com/archos



www.facebook.com/archos



<https://blog.archos.com/>



<http://faq.archos.com/>



www.archos.com, click Support > After-sales support

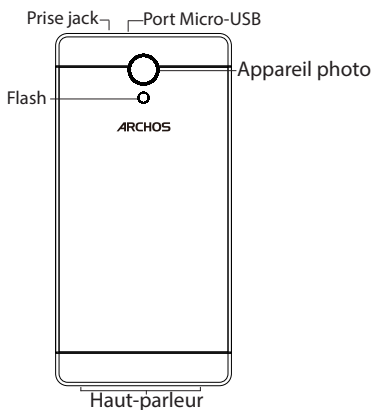
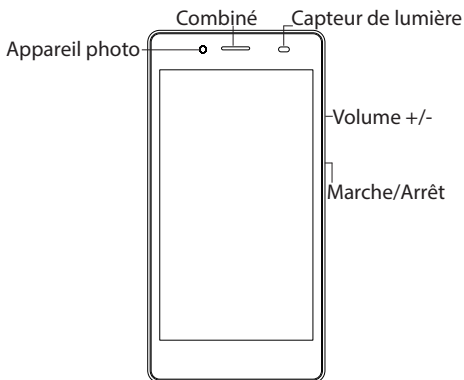


www.archos.com, cliquez Support > Téléchargements > Déclaration de conformité

MENTIONS LÉGALES ET CONSIGNES
DE SÉCURITÉ

www.archos.com/support/warranty.html

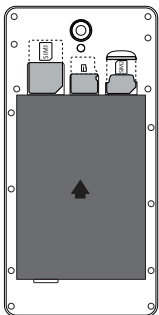
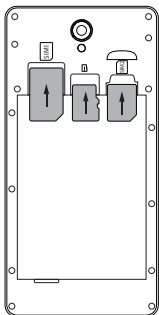
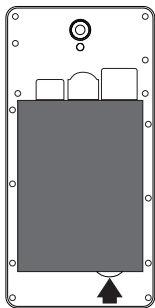
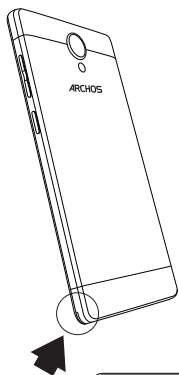
Description de l'appareil




Démarrage

FR

Lorsque vous insérez une carte SIM ou une carte micro-SD, conformez-vous au schéma pour ne pas endommager la carte ou l'emplacement.



4G/3G/2G	SIM 1
4G/3G/2G	SIM 2
Micro-SD card	



twitter.com/archos



www.facebook.com/archos



<https://blog.archos.com/>



<http://faq.archos.com/>



www.archos.com, klicken Sie auf Support > After-Sales-Support

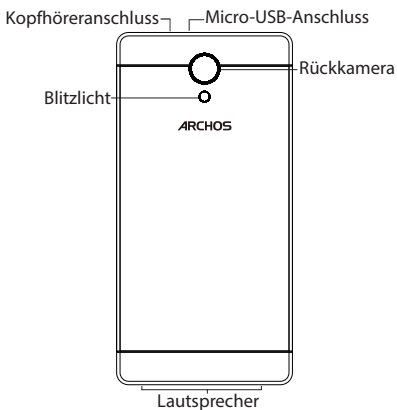
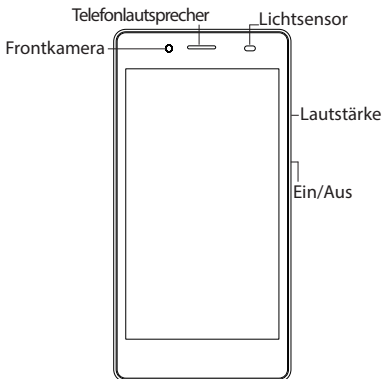


www.archos.com, klicken Sie auf Support > Downloads > Konformitätserklärung

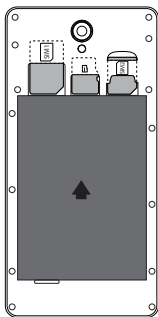
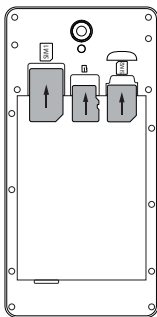
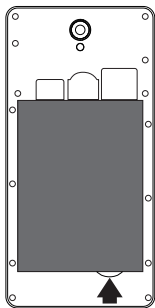
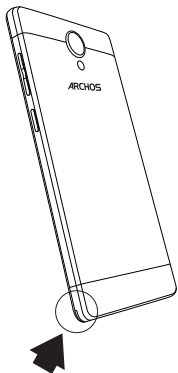
RECHTS- UND SICHERHEITSHINWEISE
www.archos.com/support/warranty.html


Beschreibung des Geräts

DE



Beachten Sie beim Einführen der SIM-Karte oder micro-SD-Karte unbedingt die Illustration, der Steckplatz oder die Karte könnten sonst beschädigt werden.



4G/3G/2G	SIM 1
4G/3G/2G	SIM 2
10 Micro-SD card	



twitter.com/archos



www.facebook.com/archos

Blog

<https://blog.archos.com/>



<http://faq.archos.com/>

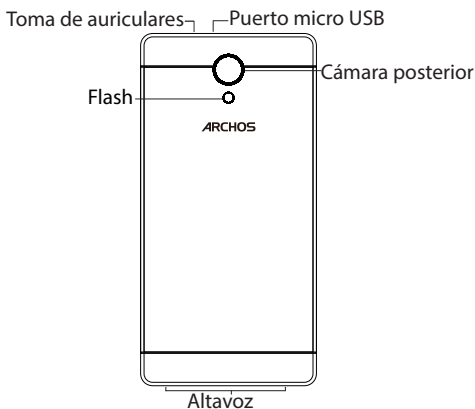


www.archos.com, haga clic en Support (Asistencia) > After-sales support (Asistencia posventa)



www.archos.com, haga clic en Support (Asistencia) > Downloads (Descargas) > Declaration of conformity (Declaración de conformidad)

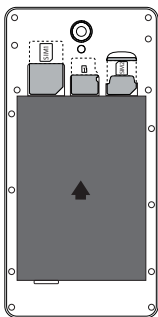
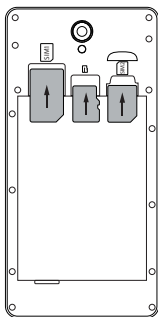
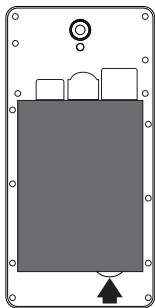
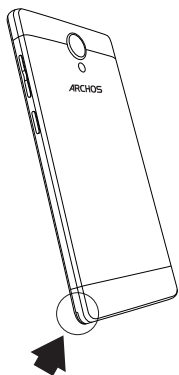
AVISOS LEGALES Y
CONSIGNAS DE SEGURIDA
www.archos.com/support/warranty.html




Primeros pasos

ES

Al insertar una tarjeta SIM o una tarjeta micro SD, asegúrese de hacerlo conforme a la ilustración, de lo contrario podría dañar la ranura o la tarjeta.



4G/3G/2G	SIM 1
4G/3G/2G	SIM 2
Micro-SD card	



twitter.com/archos



www.facebook.com/archos



<https://blog.archos.com/>



<http://faq.archos.com/>



www.archos.com, fai clic su Assistenza > Supporto post vendita



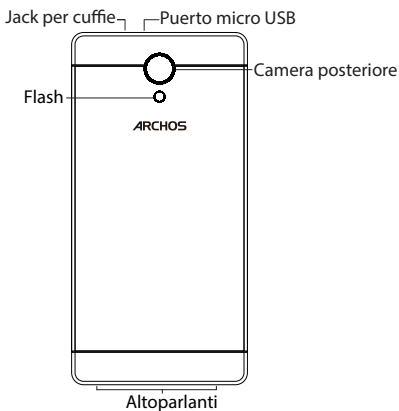
www.archos.com, fai clic Assistenza > Download > Dichiarazione di conformità

INFORMAZIONI LEGALI E
SULLA SICUREZZA

www.archos.com/support/warranty.html

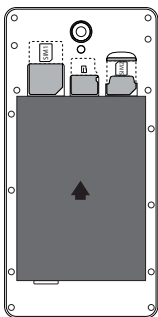
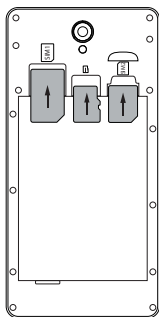
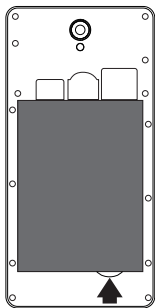
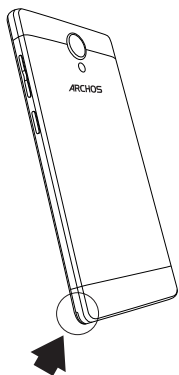
Descrizione de su dispositivo


IT



Primeros pasos

Al insertar una tarjeta SIM o una tarjeta micro SD, asegúrese de hacerlo conforme a la ilustración, de lo contrario podría dañar la ranura o la tarjeta.



4G/3G/2G	SIM 1
4G/3G/2G	SIM 2
Micro-SD card	



twitter.com/archos



www.facebook.com/archos



<https://blog.archos.com/>



<http://faq.archos.com/>

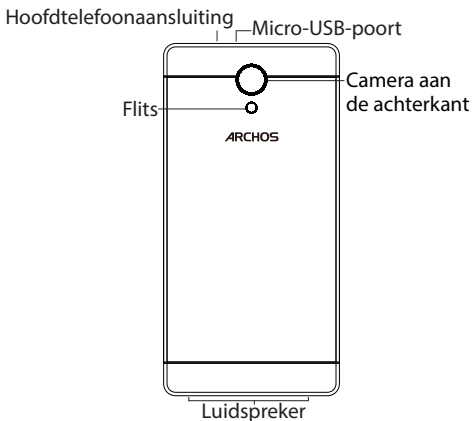
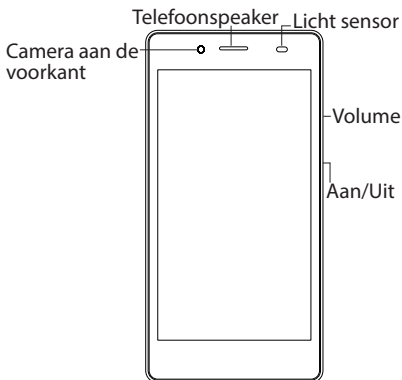


www.archos.com, klik op Support >
After-sales support



www.archos.com, click Support >
Downloads > Declaration of conformity
[Conformiteitsverklaring]

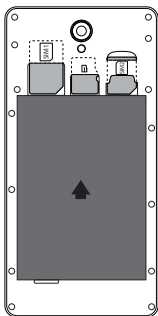
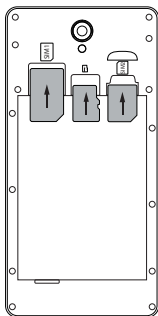
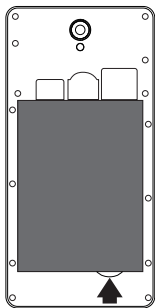
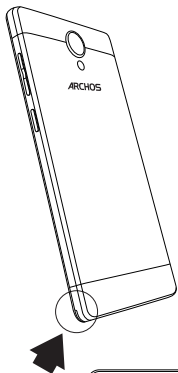
JURIDISCHE EN VEILIGHEIDSINFORMATIE
www.archos.com/support/warranty.html




Montage

NL

Kijk tijdens het plaatsen van een SIM-kaart of micro-SD-kaart goed naar de afbeelding. Anders beschadigt u mogelijk de sleuf of de kaart.



4G/3G/2G	SIM 1
4G/3G/2G	SIM 2
19 Micro-SD card	



twitter.com/archos



www.facebook.com/archos

Blog

<https://blog.archos.com/>



<http://faq.archos.com/>



www.archos.com, clique em Suporte > Suporte pós-venda



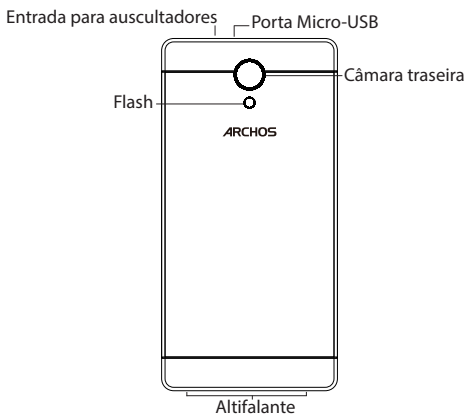
www.archos.com, clique em Suporte > Transferências > Declaração de conformidade

GARANTIA AVISOS JURÍDICOS E
DE SEGURANÇA

www.archos.com/support/warranty.html

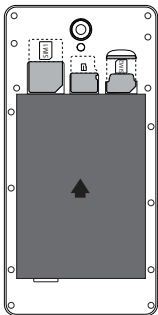
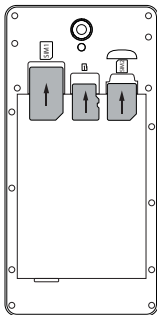
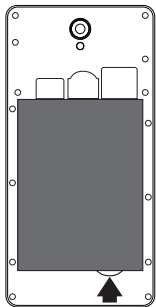
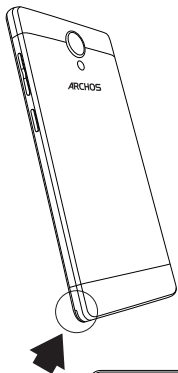
Descrição do seu dispositivo


PT



Montagem

Quando inserir um cartão SIM ou um cartão micro-SD, certifique-se de que segue a ilustração, senão poderá danificar a ranhura ou o cartão.



4G/3G/2G	SIM 1
4G/3G/2G	SIM 2
22 Micro-SD card	



twitter.com/archos



www.facebook.com/archos

Blog

<https://blog.archos.com/>



<http://faq.archos.com/>



на странице www.archos.com
выберите меню Поддержка >
Послепродажная поддержка



на странице www.archos.com
выберите меню Поддержка > Загрузки
> Декларация соответствия

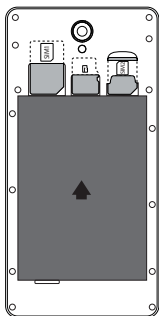
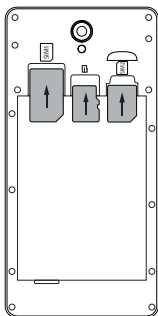
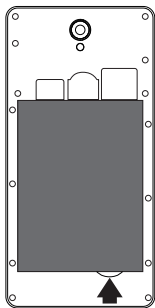
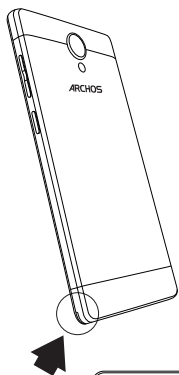
ГАРАНТИЯ ЮРИДИЧЕСКИЕ И БЕЗОПАСНЫЕ
УВЕДОМЛЕНИЯ

www.archos.com/support/warranty.html

Описание устройства



При установке SIM-карты или карты micro-SD следует точно сверять свои действия с изображением, в противном случае можно повредить гнездо или карту.



4G/3G/2G	SIM 1
4G/3G/2G	SIM 2
25 Micro-SD card	



twitter.com/archos



www.facebook.com/archos



<https://blog.archos.com/>



<http://faq.archos.com/>



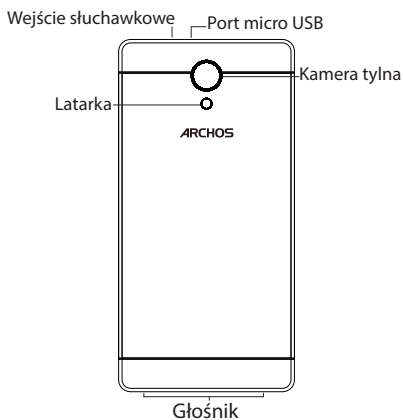
www.archos.com, kliknij Support > After-sales support



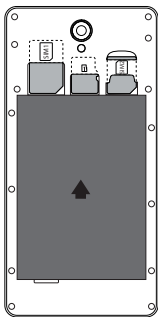
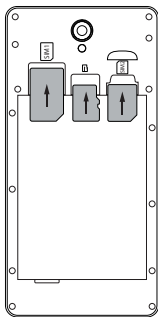
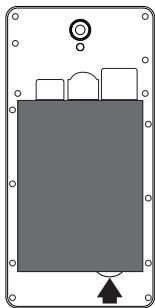
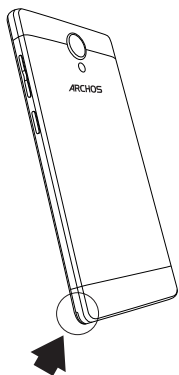
www.archos.com, kliknij Support > Downloads > Declaration of conformity


GWARANCJA INFORMACJE PRAWNE I
BEZPIECZEŃSTWA

www.archos.com/support/warranty.html



Kartę SIM i kartę micro-SD należy wkładać dokładnie tak, jak jest pokazane na ilustracji, aby nie uszkodzić gniazda ani karty.




4G/3G/2G	SIM 1
4G/3G/2G	SIM 2
28 Micro-SD card	

 twitter.com/archos

 www.facebook.com/archos

 <https://blog.archos.com/>

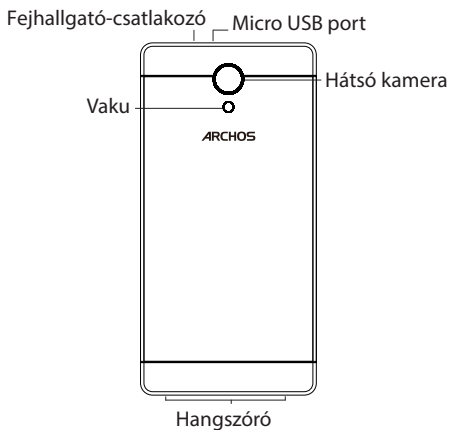
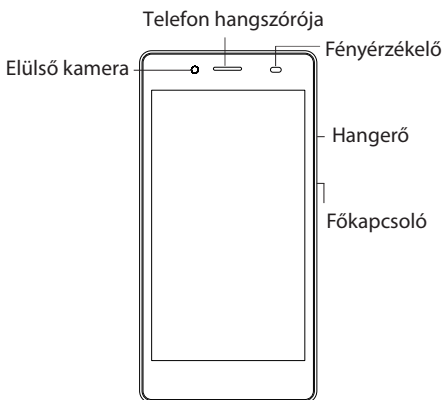
 <http://faq.archos.com/>

 www.archos.com, kattintson a
Támogatás > Szerviz támogatás
menüpontra

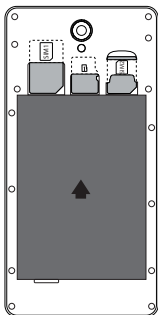
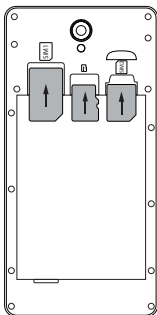
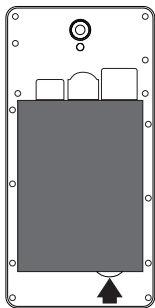
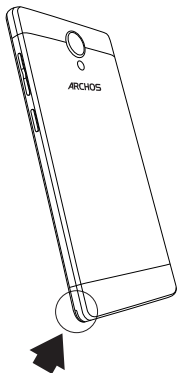
 www.archos.com, kattintson a
Támogatás > Letöltések > Megfelelőségi
nyilatkozat menüpontra

GARANCIÁLIS JOGI ÉS BIZTONSÁGI
FIGYELMEZTETÉSEK
www.archos.com/support/warranty.html

A készülék leírása



A SIM kártyát és a micro SD-kártyát feltétlenül az ábrán látható módon helyezze be, ellenkező esetben megsérülhet a nyílás vagy a kártya.



4G/3G/2G	SIM 1
4G/3G/2G	SIM 2
Micro-SD card	


 twitter.com/archos

 www.facebook.com/archosukraine

 <https://blog.archos.com/>

 <http://faq.archos.com/>

 www.archos.com/ua, оберіть Підтримка

 www.archos.com, оберіть Підтримка
> Завантаження > Декларація про відповідність

УМОВИ ГАРАНТІЇ, ЮРИДИЧНІ ПИТАННЯ
ТА ПИТАННЯ БЕЗПЕКИ

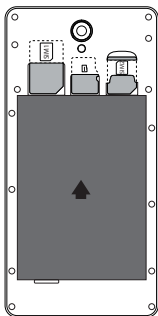
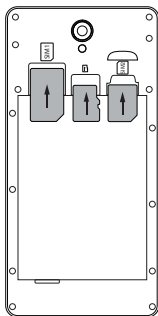
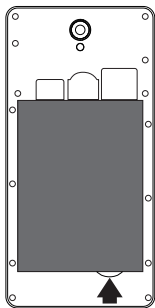
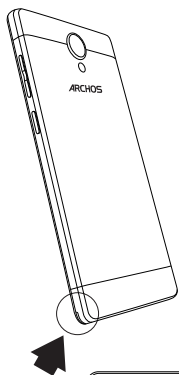
www.archos.com/support/warranty.html


Опис пристрою

UA



При установці вашої SIM-карти або micro-SD карти, переконайтеся, що ви слідували ілюстрації, в іншому випадку ви можете пошкодити слот або карту.



4G/3G/2G	SIM 1
4G/3G/2G	SIM 2
Micro-SD card	



twitter.com/archos



www.facebook.com/archos

Blog

<https://blog.archos.com/>



<http://faq.archos.com/>



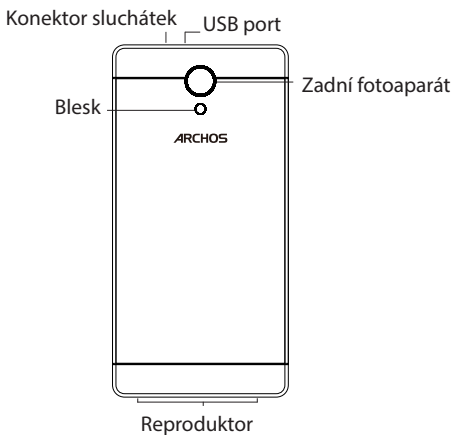
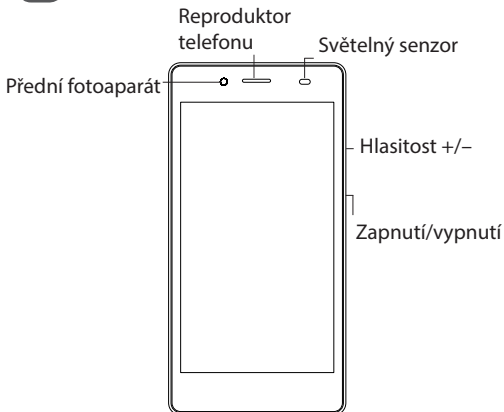
www.archos.com, klikněte na možnost Podpora > Poprodejní podpora



www.archos.com, klikněte na možnost Podpora > Ke stažení > Prohlášení o shodě

Záruční podmínky jsou k dispozici na:
www.archos.com/support/warranty.html

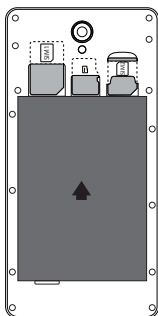
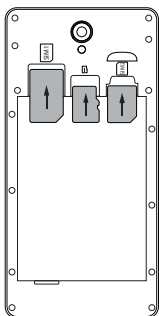
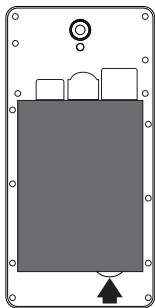
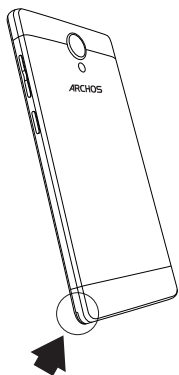
Popis zařízení



Sestavení

CZ

Při vkládání SIM karty nebo Micro SD karty se řiďte obrázkem, jinak by mohlo dojít k poškození slotu či karty.



4G/3G/2G	SIM 1
4G/3G/2G	SIM 2
37 Micro-SD card	



twitter.com/archos



www.facebook.com/archos



<https://blog.archos.com/>



<http://faq.archos.com/>



www.archos.com, kliknite na položku
Podpora > Popredajná podpora

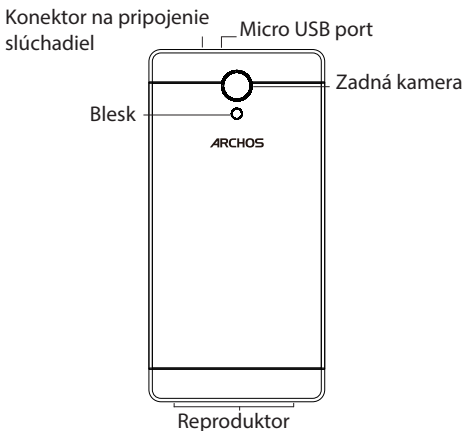


www.archos.com, kliknite na položku
Podpora > Súbory na prevzatie >
Prehlásenie o zhode

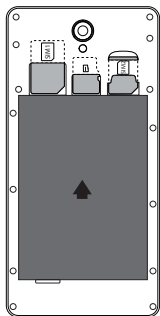
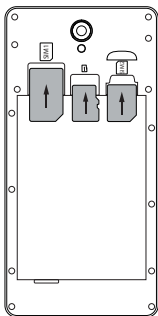
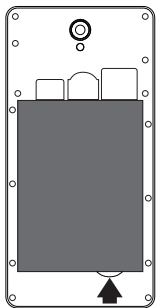
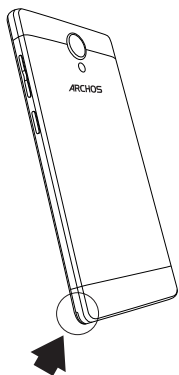
Záručné podmienky sú k dispozícii na:
www.archos.com/support/warranty.html

Popis zariadenia

SK



Pri vkladaní SIM karty alebo microSD karty postupujte podľa ilustrácie. Inak môžete poškodiť zásuvku alebo kartu.



4G/3G/2G	SIM 1
4G/3G/2G	SIM 2
40 Micro-SD card	



twitter.com/archos



www.facebook.com/archos



<https://blog.archos.com/>



<http://faq.archos.com/>



www.archos.com, click Support > After-sales support



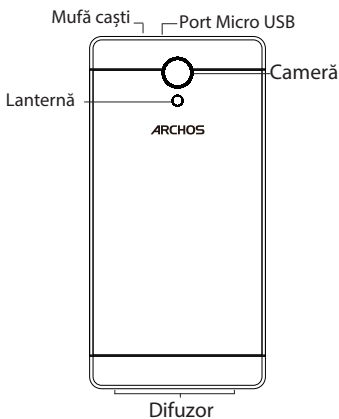
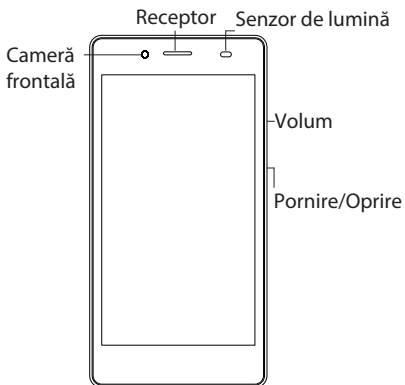
www.archos.com, click Support > Downloads > Declaration of conformity

INFORMAȚII LEGALE ȘI DE SIGURANȚĂ
PRIVIND GARANȚIA

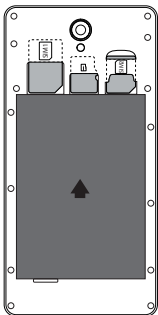
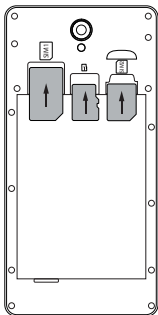
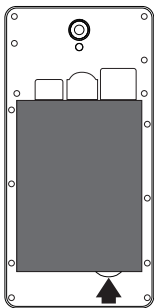
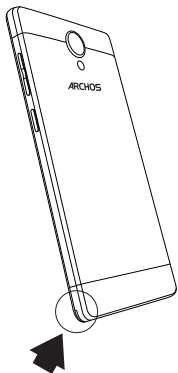
www.archos.com/support/warranty.html


Descriere dispozitiv

RO



Când introduceți cartela SIM sau micro-SD, asigurați-vă că urmați indicațiile din ilustrație, altfel puteți deteriora slotul sau cardul.



4G/3G/2G	SIM 1
4G/3G/2G	SIM 2
Micro-SD card	

National restrictions

This device is intended for home and office use in all EU countries (and other countries following the EU directive 2014/53/EU) without any limitation except for the countries mentioned below:

Country	Restriction	Reason/remark
Bulgaria	None	General authorization required for outdoor use and public service
France	Outdoor use limited to 10 mW e.i.r.p. within the band 2454-2483.5 MHz	Military Radiolocation use. Refarming of the 2.4 GHz band has been ongoing in recent years to allow current relaxed regulation. Full implementation planned 2012
Italy	None	If used outside of own premises, general authorization is required.
Luxembourg	None	General authorization required for network and service supply (not for spectrum)
Norway	Implemented	This subsection does not apply for the geographical area within a radius of 20 km from the centre of Ny-Alesund
Russian Federation	None	Only for indoor applications

Note: Frequencies 2454-2483.5MHZ are restricted to indoor use in France.

SAR

After the laboratory measurements, the SAR values for this mobile are: SAR (Specific Absorption Rate) / DAS (Débit d'Absorption Spécifique)

- Head Max: 0.345W/Kg (10g)
- Body Max: 0.776W/Kg (10g)

Archos company (Contact address : ARCHOS SA 12 Rue Ampère 91430 Igny France) declares that this smartphone ARCHOS Core 50 Lite is in compliance with the essential requirements and other relevant provisions of Directive 2014/53/EU:

<https://www.archos.com/products/conformity.html>

Par la présente, ARCHOS (adresse de contact : ARCHOS SA 12 Rue Ampère 91430 Igny France) déclare que le smartphone ARCHOS Core 50 Lite est conforme aux exigences essentielles et aux autres dispositions pertinentes de la directive 2014/53/EU.

La déclaration de conformité peut être consultée sur le site : <https://www.archos.com/products/conformity.html>

WMAN		
Frequency band	Maximum output power	
GSM B2/B3	26 ~ 32dBm	
GSM B5/B8	28 ~ 34dBm	
UMTS B1/B8	19 ~ 24dBm	
FDD LTE B1/B3/B7/B20	21 ~ 25dBm	
WLAN		
Standard	Frequency	Avg. Power (dBm)
802.11b	2.4 ~ 2.4835GHz	13.93 ~ 15.54dBm
802.11g	2.4 ~ 2.4835GHz	12.98 ~ 14.10dBm
802.11n	2.4 ~ 2.4835GHz	11.37 ~ 14.37dBm
Bluetooth		
Bluetooth Version	Frequency Range	Avg. Power (dBm)
EDR	2.4 ~ 2.48GHz	3.89 ~ 7.20dBm
BLE	2.4 ~ 2.48GHz	4.68 ~ 6.86dBm



PN: 116270