

# ARCHOS Access 50<sup>4G</sup>

## Quick start guide

Guide de démarrage rapide - Schnellstartanleitung - Guía de inicio rápido - Guida rapida - Snelstartgids - Guia rápido - Инструкция по началу работы - Skrócona instrukcja obsługi - Короткий посібник - Rychlý návod - Príručka pre rýchly štart



[twitter.com/archos](https://twitter.com/archos)



[www.facebook.com/archos](https://www.facebook.com/archos)



<https://blog.archos.com/>



<http://faq.archos.com/>



[www.archos.com](http://www.archos.com), click Support > After-sales support

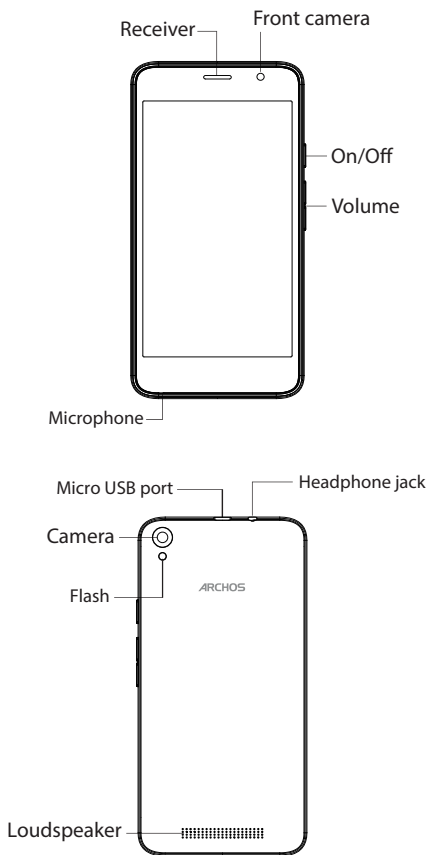


[www.archos.com](http://www.archos.com), click Support > Downloads > Declaration of conformity

WARRANTY LEGAL AND SAFETY NOTICES  
[www.archos.com/support/warranty.html](http://www.archos.com/support/warranty.html)

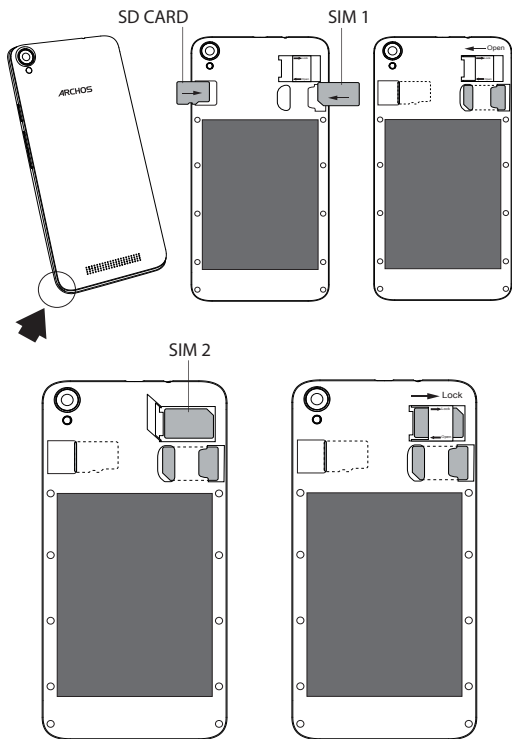
# Describing your device

EN



## Getting started

When inserting your SIM card or micro-SD card, make sure to follow the illustration, otherwise you may damage the slot or the card.



## Contactez-nous

FR



[twitter.com/archos](https://twitter.com/archos)



[www.facebook.com/archos](https://www.facebook.com/archos)



<https://blog.archos.com/>



<http://faq.archos.com/>



[www.archos.com](http://www.archos.com), click Support > After-sales support

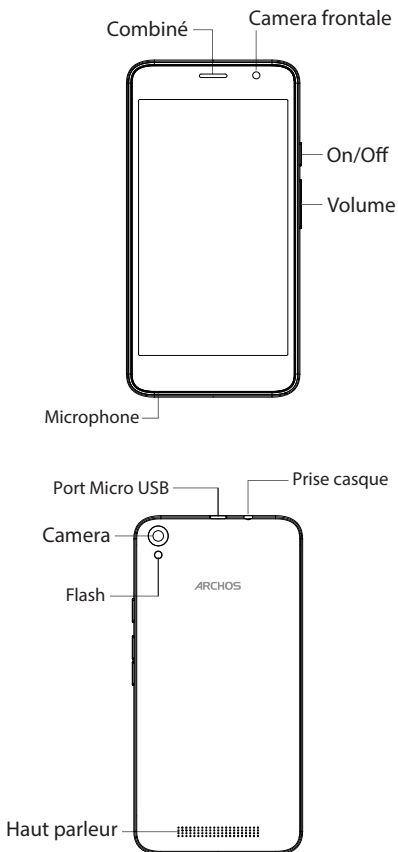


[www.archos.com](http://www.archos.com), cliquez Support > Téléchargements > Déclaration de conformité

MENTIONS LÉGALES ET CONSIGNES  
DE SÉCURITÉ

[www.archos.com/support/warranty.html](http://www.archos.com/support/warranty.html)

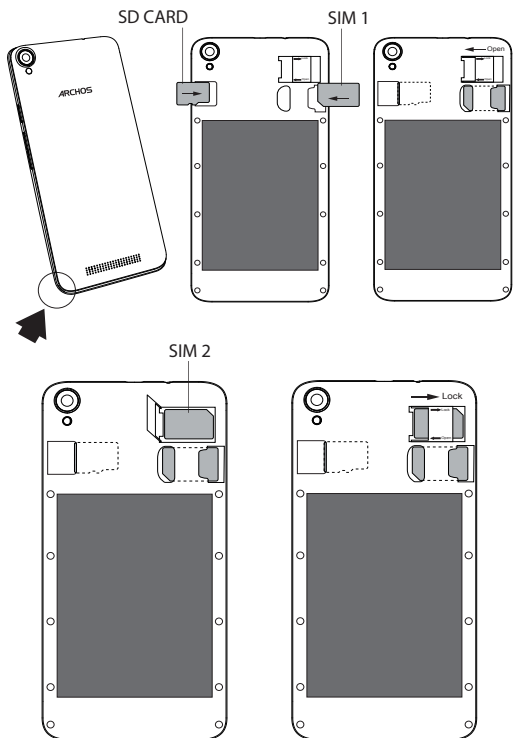
# Description de l'appareil



# Démarrage

FR

Lorsque vous insérez une carte SIM ou une carte micro-SD, conformez-vous au schéma pour ne pas endommager la carte ou l'emplacement.





[twitter.com/archos](https://twitter.com/archos)



[www.facebook.com/archos](https://www.facebook.com/archos)



<https://blog.archos.com/>



<http://faq.archos.com/>



[www.archos.com](http://www.archos.com), klicken Sie auf Support > After-Sales-Support



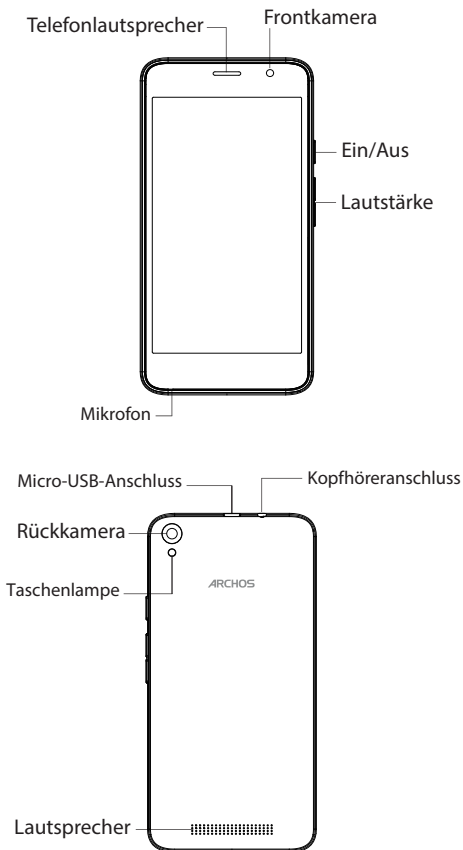
[www.archos.com](http://www.archos.com), klicken Sie auf Support > Downloads > Konformitätserklärung

RECHTS- UND SICHERHEITSHINWEISE  
[www.archos.com/support/warranty.html](http://www.archos.com/support/warranty.html)

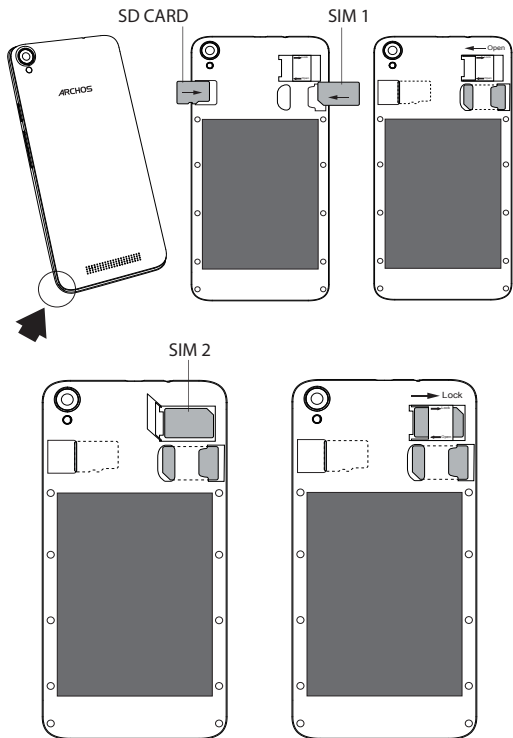


# Beschreibung des Geräts

DE



Beachten Sie beim Einführen der SIM-Karte oder micro-SD-Karte unbedingt die Illustration, der Steckplatz oder die Karte könnten sonst beschädigt werden.





[twitter.com/archos](https://twitter.com/archos)



[www.facebook.com/archos](https://www.facebook.com/archos)

Blog <https://blog.archos.com/>



<http://faq.archos.com/>

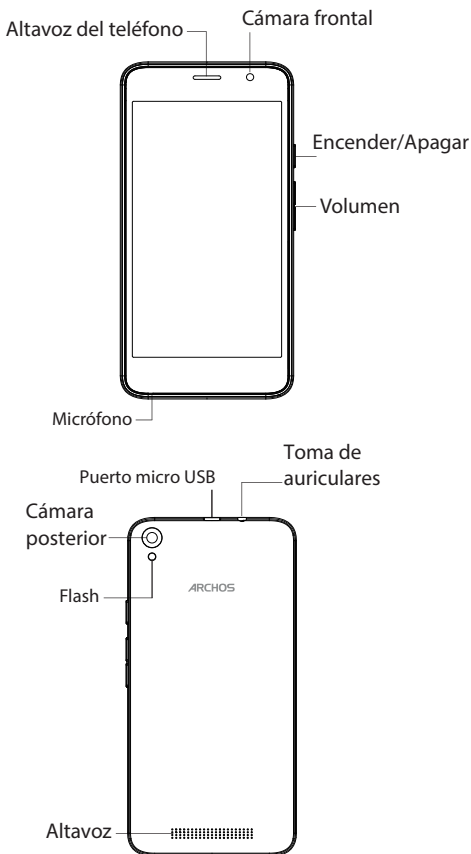


[www.archos.com](http://www.archos.com), haga clic en Support (Asistencia) > After-sales support (Asistencia posventa)



[www.archos.com](http://www.archos.com), haga clic en Support (Asistencia) > Downloads (Descargas) > Declaration of conformity (Declaración de conformidad)

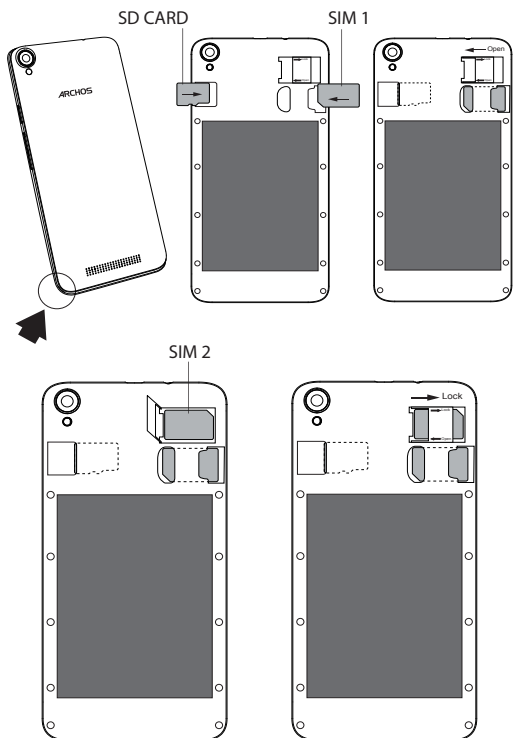
AVISOS LEGALES Y  
CONSIGNAS DE SEGURIDA  
[www.archos.com/support/warranty.html](http://www.archos.com/support/warranty.html)



## Primeros pasos

ES

Al insertar una tarjeta SIM o una tarjeta micro SD, asegúrese de hacerlo conforme a la ilustración, de lo contrario podría dañar la ranura o la tarjeta.





[twitter.com/archos](https://twitter.com/archos)



[www.facebook.com/archos](https://www.facebook.com/archos)

Blog

<https://blog.archos.com/>



<http://faq.archos.com/>



[www.archos.com](http://www.archos.com), fai clic su Assistenza >  
Supporto post vendita



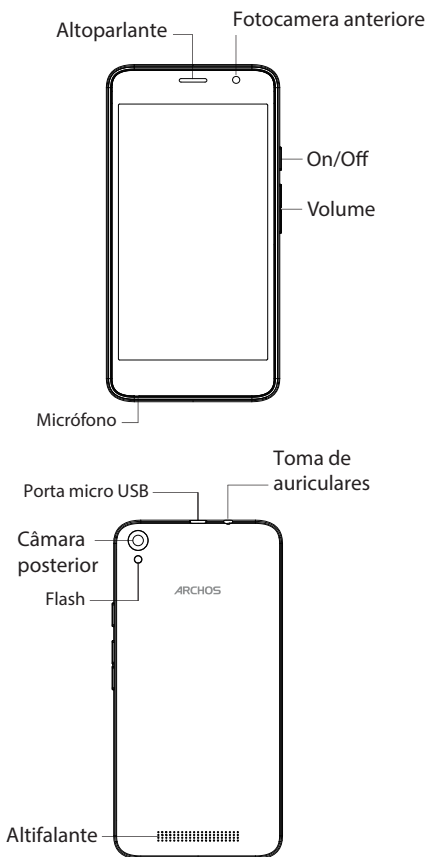
[www.archos.com](http://www.archos.com), fai clic Assistenza >  
Download > Dichiarazione di conformità

INFORMAZIONI LEGALI E  
SULLA SICUREZZA

[www.archos.com/support/warranty.html](http://www.archos.com/support/warranty.html)

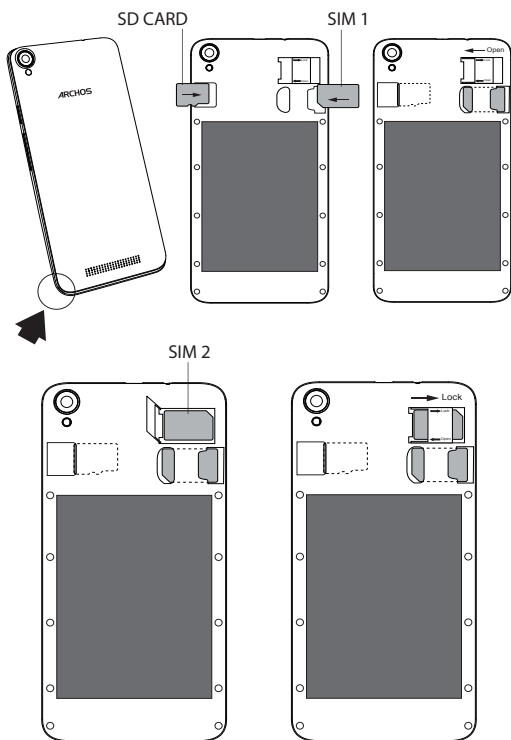
# Descripción de su dispositivo

IT



## Primeros pasos

Al insertar una tarjeta SIM o una tarjeta micro SD, asegúrese de hacerlo conforme a la ilustración, de lo contrario podría dañar la ranura o la tarjeta.







[twitter.com/archos](https://twitter.com/archos)



[www.facebook.com/archos](https://www.facebook.com/archos)

Blog

<https://blog.archos.com/>



<http://faq.archos.com/>

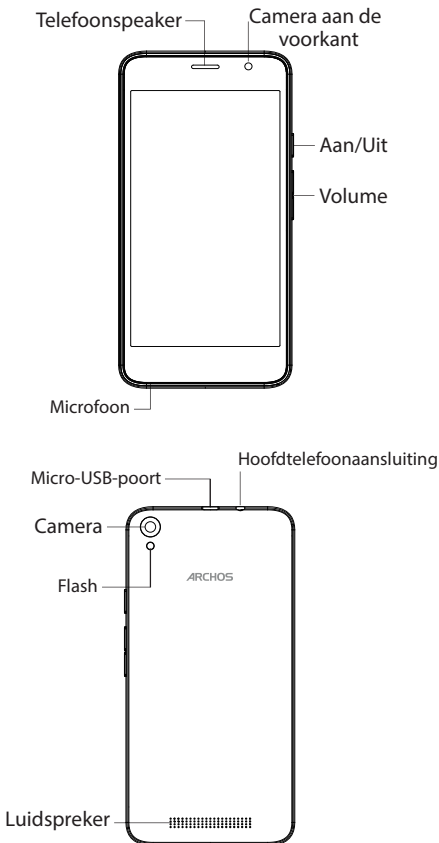


[www.archos.com](http://www.archos.com), klik op Support > After-sales support



[www.archos.com](http://www.archos.com), click Support > Downloads > Declaration of conformity [Conformiteitsverklaring]

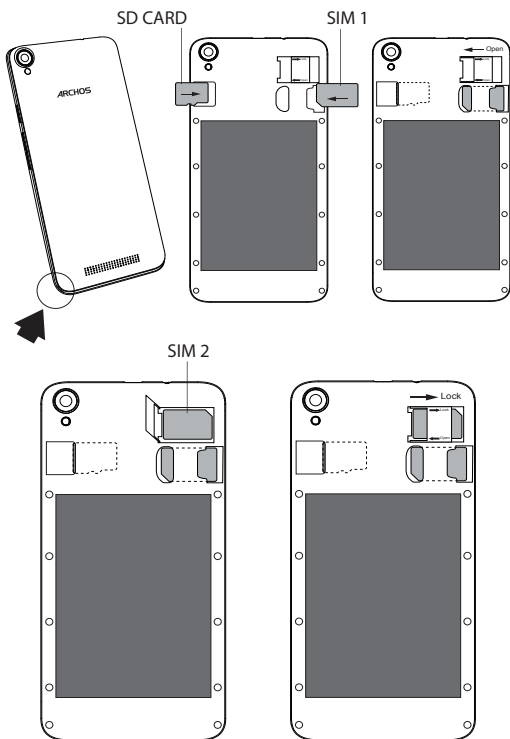
JURIDISCHE EN VEILIGHEIDSINFORMATIE  
[www.archos.com/support/warranty.html](http://www.archos.com/support/warranty.html)



# Montage

NL

Kijk tijdens het plaatsen van een SIM-kaart of micro-SD-kaart goed naar de afbeelding. Anders beschadigt u mogelijk de sleuf of de kaart.



## Junte-se a nós



[twitter.com/archos](https://twitter.com/archos)



[www.facebook.com/archos](https://www.facebook.com/archos)



<https://blog.archos.com/>



<http://faq.archos.com/>



[www.archos.com](http://www.archos.com), clique em Suporte > Suporte pós-venda



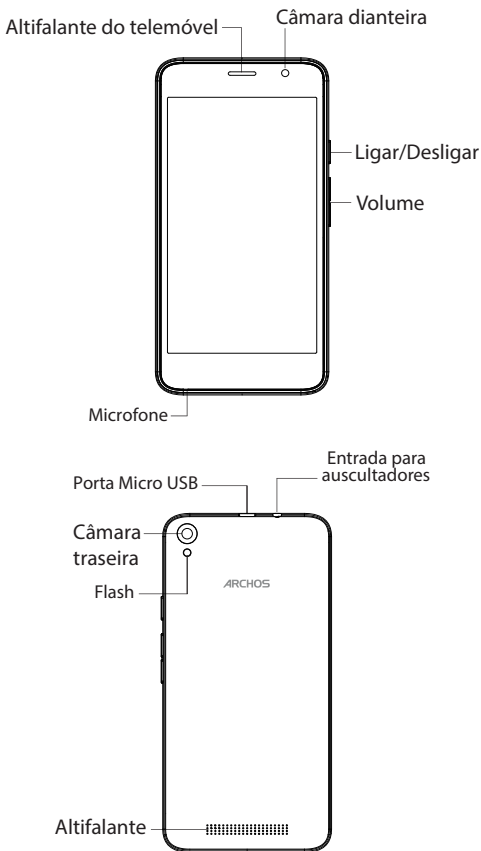
[www.archos.com](http://www.archos.com), clique em Suporte > Transferências > Declaração de conformidade

GARANTIA AVISOS JURÍDICOS E  
DE SEGURANÇA

[www.archos.com/support/warranty.html](http://www.archos.com/support/warranty.html)

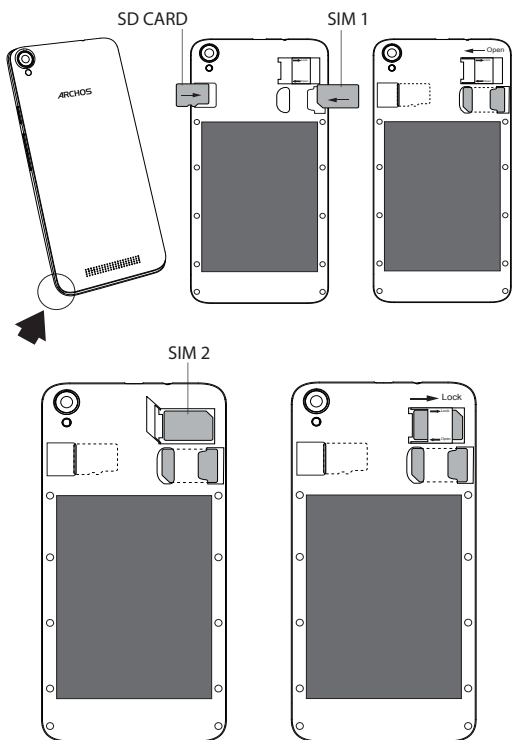
# Descrição do seu dispositivo

PT



## Montagem

Quando inserir um cartão SIM ou um cartão micro-SD, certifique-se de que segue a ilustração, senão poderá danificar a ranhura ou o cartão.



## Присоединяйтесь к нам!

RU



[twitter.com/archos](https://twitter.com/archos)



[www.facebook.com/archos](https://www.facebook.com/archos)



<https://blog.archos.com/>



<http://faq.archos.com/>



на странице [www.archos.com](http://www.archos.com) выберите меню Поддержка > Послепродажная поддержка



на странице [www.archos.com](http://www.archos.com) выберите меню Поддержка > Загрузки > Декларация соответствия

ГАРАНТИЯ ЮРИДИЧЕСКИЕ И БЕЗОПАСНЫЕ  
УВЕДОМЛЕНИЯ  
[www.archos.com/support/warranty.html](http://www.archos.com/support/warranty.html)

## Описание устройства

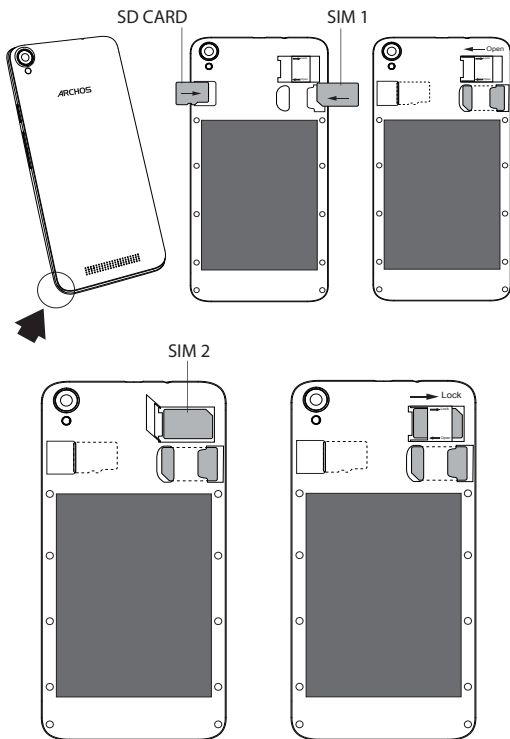




## Сборка

RU

При установке SIM-карты или карты micro-SD следует точно сверять свои действия с изображением, в противном случае можно повредить гнездо или карту.





[twitter.com/archos](https://twitter.com/archos)



[www.facebook.com/archos](https://www.facebook.com/archos)



<https://blog.archos.com/>



<http://faq.archos.com/>



[www.archos.com](http://www.archos.com), kliknij Support > After-sales support

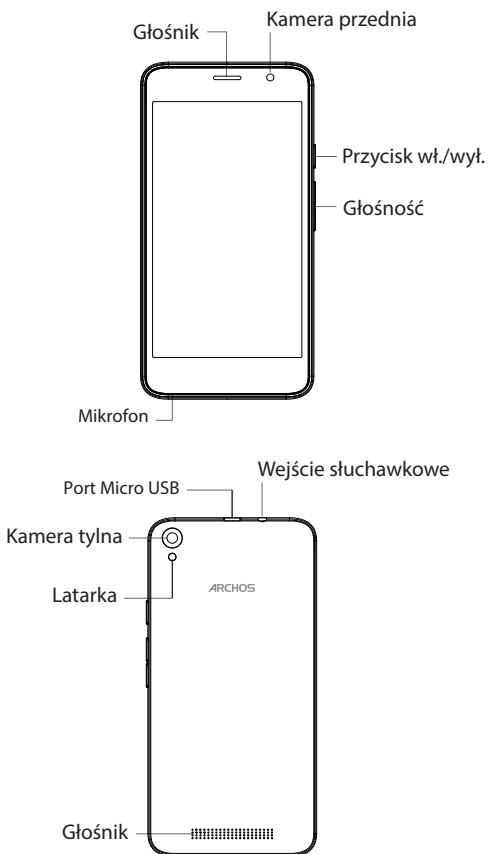


[www.archos.com](http://www.archos.com), kliknij Support > Downloads > Declaration of conformity

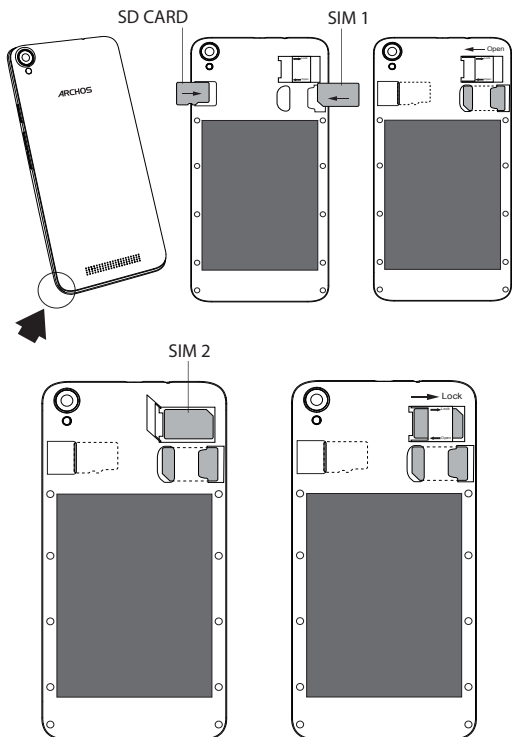
GWARANCJA INFORMACJE PRAWNE I  
BEZPIECZEŃSTWA  
[www.archos.com/support/warranty.html](http://www.archos.com/support/warranty.html)

# Opis urządzenia

PL



Kartę SIM i kartę micro-SD należy wkładać dokładnie tak, jak jest pokazane na ilustracji, aby nie uszkodzić gniazda ani karty.



# Üdvözöljük körünkben!

HU



[twitter.com/archos](https://twitter.com/archos)



[www.facebook.com/archos](https://www.facebook.com/archos)



<https://blog.archos.com/>



<http://faq.archos.com/>



[www.archos.com](http://www.archos.com), kattintson a Támogatás > Szerviz támogatás menüpontra

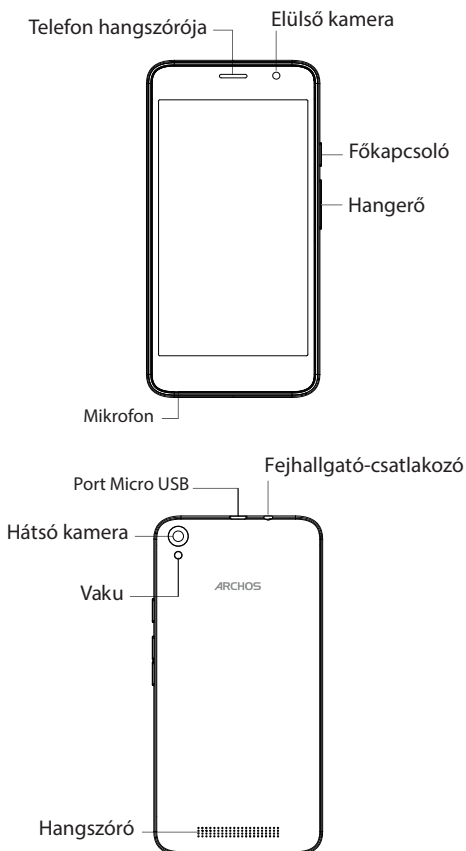


[www.archos.com](http://www.archos.com), kattintson a Támogatás > Letöltések > Megfelelőségi nyilatkozat menüpontra

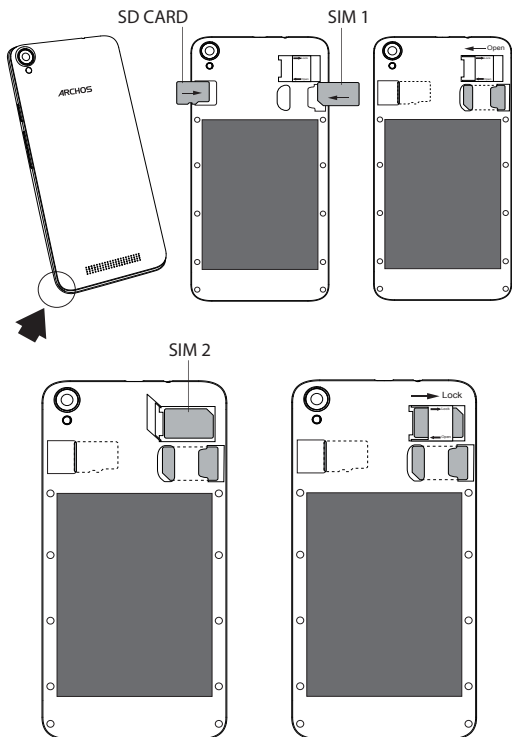
GARANCIÁLIS JOGI ÉS BIZTONSÁGI  
FIGYELMEZTETÉSEK

[www.archos.com/support/warranty.html](http://www.archos.com/support/warranty.html)

# A készülék leírása



A SIM kártyát és a micro SD-kártyát feltétlenül az ábrán látható módon helyezze be, ellenkező esetben megsérülhet a nyílás vagy a kártya.





[twitter.com/archos](https://twitter.com/archos)



[www.facebook.com/archosukraine](https://www.facebook.com/archosukraine)



<https://blog.archos.com/>



<http://faq.archos.com/>



[www.archos.com/ua](http://www.archos.com/ua), оберіть Підтримка

[www.archos.com](http://www.archos.com), оберіть Підтримка



> Завантаження > Декларація про відповідність


УМОВИ ГАРАНТІЇ, ЮРИДИЧНІ ПИТАННЯ  
ТА ПИТАННЯ БЕЗПЕКИ  
[www.archos.com/support/warranty.html](http://www.archos.com/support/warranty.html)



# Опис пристрою

UA

Динамік телефону      Фронтальна камера




Кнопка  
ввімкнення  
та вимкнення  
живлення

Кнопки  
регулювання  
гучності

Мікрофон

Micro-USB роз'єм      Роз'єм для гарнітури

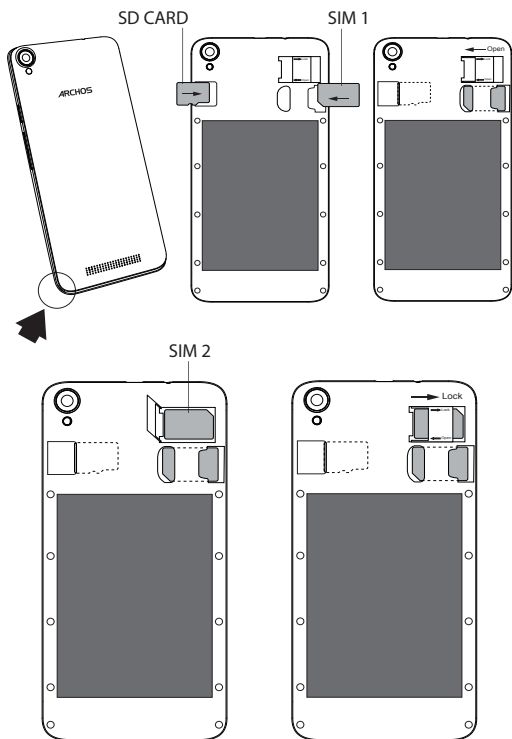
Основна  
камера  
Спалах основної  
камери



Гучномовець

## Збирання пристрою

При установці вашої SIM-карти або micro-SD карти, переконайтеся, що ви слідували ілюстрації, в іншому випадку ви можете пошкодити слот або карту.



# Návod k použití



[twitter.com/archos](https://twitter.com/archos)



[www.facebook.com/archos](https://www.facebook.com/archos)



<https://blog.archos.com/>



<http://faq.archos.com/>



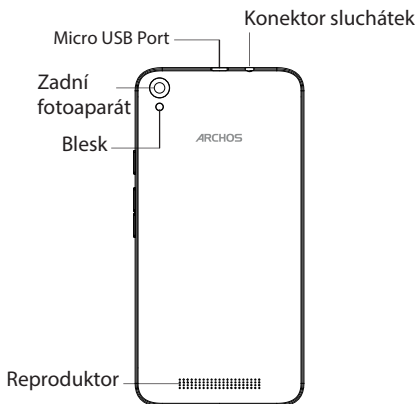
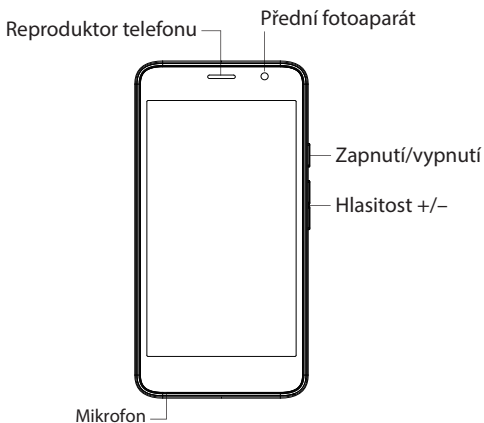
[www.archos.com](http://www.archos.com), klikněte na možnost  
Podpora > Poprodejní podpora



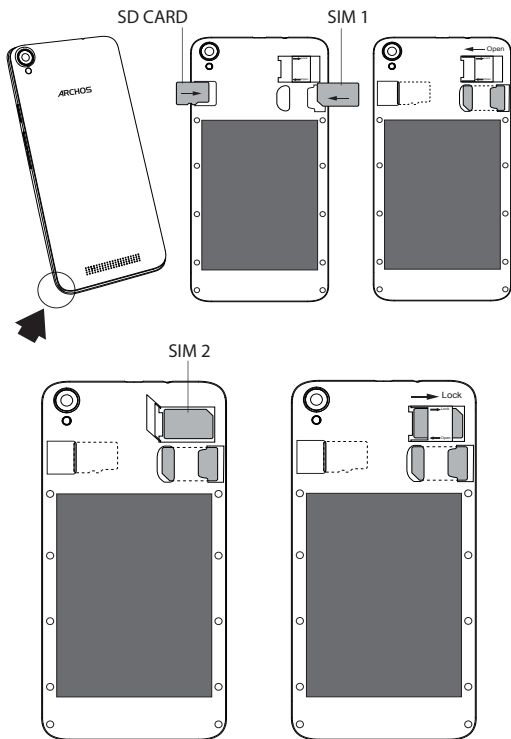
[www.archos.com](http://www.archos.com), klikněte na možnost  
Podpora > Ke stažení > Prohlášení o shodě

Záruční podmínky jsou k dispozici na:  
[www.archos.com/support/warranty.html](http://www.archos.com/support/warranty.html)

## Popis zařízení



Při vkládání SIM karty nebo Micro SD karty se řiďte obrázkem, jinak by mohlo dojít k poškození slotu či karty.





[twitter.com/archos](https://twitter.com/archos)



[www.facebook.com/archos](https://www.facebook.com/archos)



<https://blog.archos.com/>



<http://faq.archos.com/>



[www.archos.com](http://www.archos.com), kliknite na položku  
Podpora > Popredajná podpora

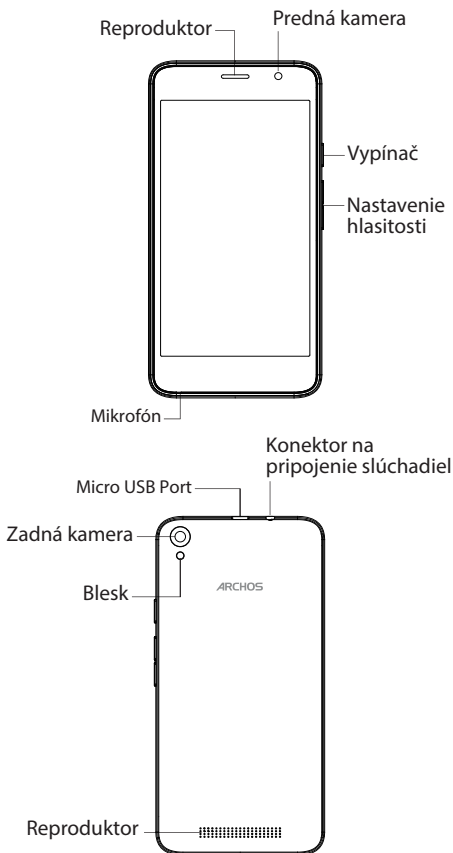


[www.archos.com](http://www.archos.com), kliknite na položku  
Podpora > Súbory na prevzatie >  
Prehlásenie o zhode

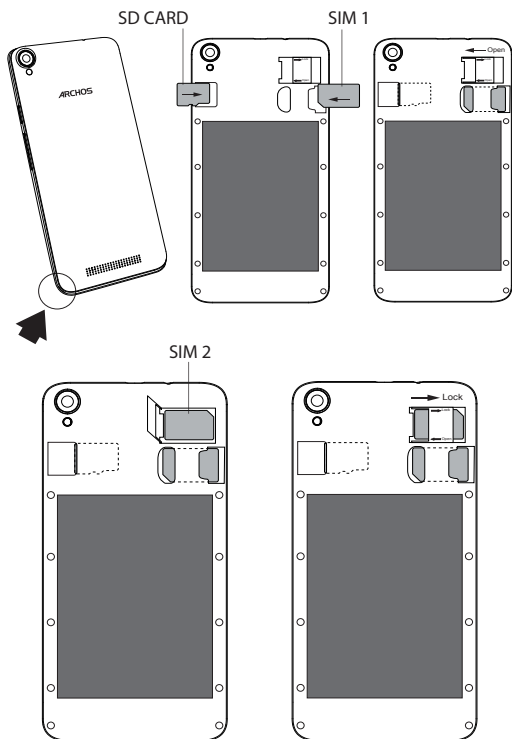
Záručné podmienky sú k dispozícii na:  
[www.archos.com/support/warranty.html](http://www.archos.com/support/warranty.html)

# Popis zariadenia

SK



Pri vkladaní SIM karty alebo microSD karty postupujte podľa ilustrácie. Inak môžete poškodiť zásuvku alebo kartu.





## National restrictions

This device is intended for home and office use in all EU countries (and other countries following the EU directive 2014/53/EU) without any limitation except for the countries mentioned below:

Country	Restriction	Reason/remark
Bulgaria	None	General authorization required for outdoor use and public service
France	Outdoor use limited to 10 mW e.i.r.p. within the band 2454-2483.5 MHz	Military Radiolocation use. Refarming of the 2.4 GHz band has been ongoing in recent years to allow current relaxed regulation. Full implementation planned 2012
Italy	None	If used outside of own premises, general authorization is required.
Luxembourg	None	General authorization required for network and service supply (not for spectrum)
Norway	Implemented	This subsection does not apply for the geographical area within a radius of 20 km from the centre of Ny-Alesund
Russian Federation	None	Only for indoor applications

Note: Frequencies 2454-2483.5MHZ are restricted to indoor use in France.

## SAR

After the laboratory measurements, the SAR values for this mobile are :

- Head Max:0.570 W/Kg (10g)
- Body Max:1.169 W/Kg (10g)

Archos company (Contact adress : ARCHOS SA 12 Rue Ampère 91430 Igny France) declares that the smartphone ARCHOS Access 50 4G is in compliance with the essential requirements and other relevant provisions of Directive 2014/53/EU. The declaration of conformity can be downloaded here : <https://www.archos.com/fr/products/conformity.html>

Par la présente, ARCHOS (adresse de contact : ARCHOS SA 12 Rue Ampère 91430 Igny France) déclare que le smartphone ARCHOS Access 50 4G est conforme aux exigences essentielles et aux autres dispositions pertinentes de la directive 2014/53/EU. La déclaration de conformité peut être consultée sur le site : <https://www.archos.com/fr/products/conformity.html>



PN: 116048